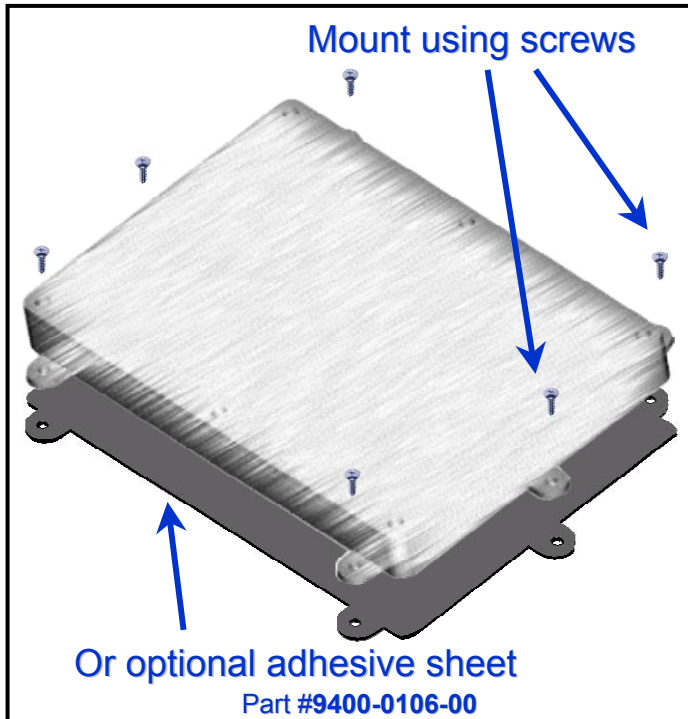





UG-4000 Installation Guide




Mounting The Tracking Unit



Mounting Options



Initializing Unit





UG-4000 Installation Guide

Mounting Guidelines

- Mount to provide clear view of sky. Center mount is ideal as trailer may have an end under an overhang while at dock.
- Mount with connector toward back of container when possible.
- Prepare surface to ensure proper bonding when using adhesive sheet
- Use Commissioning Cable or PDA Tool to wake unit from inventory sleep and begin service life.
- Ensure protective cap or harness assembly is connected to ensure water tight operation.

Connector Protection

Protective cap must be aligned and installed



Harness Assemblies



PDA Tool for Custom Configurations